

2018

2018 08

| | |
|-------|-----|
| | 2 |
| | 5 |
| | 8 |
| | 11 |
| | 22 |
| | 31 |
| | 36 |
| | 37 |
| | 39 |
| | 40 |
| | 144 |

| | | 50% |
|------|--|---------------------|
| | | 10% |
| | | |
| | | |
| | | |
| | | |
| | | |
| | | |
| | | |
| | | |
| | | |
| | | |
| | | |
| | | |
| | | 2018 1 1 -2018 6 30 |
| | | |
| TPV | | |
| HNBR | | |

| | | | |
|--|--------------------------------|--|--------|
| | | | 002838 |
| | | | |
| | | | |
| | | | |
| | Shandong Dawn Polymer Co.,Ltd. | | |
| | Dawn | | |
| | | | |

| | | |
|--|---------------------------|-----------------|
| | | |
| | | |
| | | |
| | 0535-8866557 | 0535-8866557 |
| | 0535-8831026 | 0535-8831026 |
| | wang.youqing@chinadawn.cn | yh@chinadawn.cn |

1

" ㄅ "

2017

2

" ㄅ "

2017

" €"

| | | | |
|---|------------------|----------------|--------|
| | | | |
| | 535,092,357.06 | 449,621,281.37 | 19.01% |
| | 55,921,966.42 | 46,960,409.54 | 19.08% |
| | 50,504,153.61 | 43,791,972.13 | 15.33% |
| | 33,326,052.77 | -16,377,191.14 | |
| / | 0.22 | 0.19 | 15.79% |
| / | 0.22 | 0.19 | 15.79% |
| | 6.47% | 5.97% | 0.50% |
| | | | |
| | 1,103,763,649.28 | 990,600,163.39 | 11.42% |
| | 878,269,958.59 | 842,507,992.17 | 4.24% |

1

" €"

2

" €"

" €"

| | | |
|--|--------------|--|
| | | |
| | 200,497.44 | |
| | 4,862,286.68 | |
| | 1,337,528.01 | |

| | | |
|--|--------------|----|
| | -27,150.00 | |
| | 100.00 | |
| | 955,449.32 | |
| | 5,417,812.81 | -- |

1 ô ô

1 ô ô

" ζ"

1 ô ô

TPV

TPV

75%

10

TPV

TPV

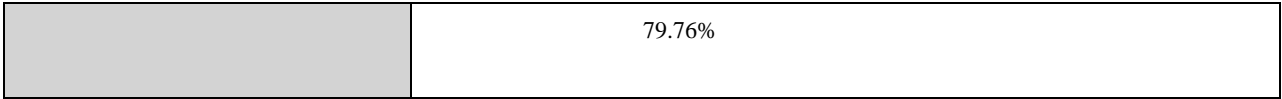
2008

TPV

2006

1

| | |
|--|---------|
| | |
| | 655.36% |
| | 5.88% |
| | 2.17% |



2

" ζ"

2008

-

TPV

TPV

2010

2015

TPV

-

TPV

TPV

NSF

TPV

9

973

TPV

TPV

2006

TPV

TPV

2018

55,921,966.42 535,092,357.06 19.01%
19.08%

TPV

ERP

2018 1

HNBR 3

4

96

HNBR

2018 3 16

29990

2018 4 25

2018 6 6

24000

80%

ö

ö

ö

ö

| | | | | |
|--|----------------|----------------|--------|--|
| | | | | |
| | 535,092,357.06 | 449,621,281.37 | 19.01% | |
| | 429,470,491.55 | 355,762,104.72 | 20.72% | |
| | 16,567,495.68 | 12,847,855.63 | 28.95% | |
| | 26,511,582.92 | 21,932,612.85 | 20.88% | |
| | 1,360,172.70 | 1,257,088.15 | 8.20% | |
| | 7,699,156.82 | 8,588,953.85 | | |

| | | | | | |
|--|----------------|--------|----------------|--------|-----------|
| | 147,468,062.64 | 27.56% | 137,118,775.48 | 30.50% | 7.55% |
| | 87,983,867.14 | 16.44% | 84,341,331.42 | 18.76% | 4.32% |
| | 14,490,672.10 | 2.71% | 955,093.31 | 0.21% | 1,417.20% |
| | | | | | |
| | 522,735,510.49 | 97.69% | 440,660,181.53 | 98.01% | 18.63% |
| | 12,356,846.57 | 2.31% | 8,961,099.84 | 1.99% | 37.89% |

10%

ξ" "

| | | | | | | |
|--|----------------|----------------|--------|--------|--------|--------|
| | | | | | | |
| | | | | | | |
| | 535,092,357.06 | 429,470,491.55 | 19.74% | 19.01% | 20.71% | -1.14% |
| | | | | | | |
| | 285,149,755.18 | 244,504,324.43 | 14.25% | 25.50% | 25.50% | 0.00% |
| | 147,468,062.64 | 99,394,821.74 | 32.60% | 7.55% | 9.33% | -1.10% |
| | 87,983,867.14 | 74,917,289.04 | 14.85% | 4.32% | 7.87% | -2.80% |
| | | | | | | |
| | 522,735,510.49 | 418,293,839.19 | 19.98% | 18.63% | 20.32% | -1.13% |

1

" ξ"

30%

" ξ"

ξ" "

| | | | |
|--|-------------|--------|--|
| | | | |
| | -145,910.55 | -0.23% | |
| | 3,100.00 | 0.00% | |

1

| | 57,865,135.69 | 5.24% | 74,906,502.27 | 8.10% | -2.86% | |
|--|----------------|--------|----------------|--------|--------|------|
| | 244,390,716.89 | 22.14% | 193,131,010.66 | 20.89% | 1.25% | |
| | 152,488,930.26 | 13.82% | 124,334,378.67 | 13.45% | 0.37% | |
| | | | 6,071,870.80 | 0.66% | -0.66% | |
| | 82,463,980.92 | 7.47% | 12,994,595.33 | 1.41% | 6.06% | |
| | 181,729,806.42 | 16.46% | 153,822,956.87 | 16.64% | -0.18% | |
| | 102,367,833.98 | 9.27% | 31,642,930.26 | 3.42% | 5.85% | 3000 |
| | 50,000,000.00 | 4.53% | 0.00 | 0.00% | 4.53% | |

2

" ζ"

3

ō

ō ō

ō ö99)

ō

1

" ζ"

2

ζ" "

| | | | | | | | | | | | | | | |
|--|----|----|---------------|--------|----|----|----|----|------|------|-------------|----|---------------|--------------|
| | | | | | | | | | | | | | | |
| | | | 73,000,000.00 | 99.97% | | | 5 | | 7300 | 0.00 | -180,129.25 | | 2018 03 17 | |
| | | | | | | | | | | | | | | 2018- 021 |
| | -- | -- | 73,000,000.00 | -- | -- | -- | -- | -- | -- | 0.00 | -180,129.25 | -- | -- | -- |

3

" €"

4

" €"

5

" ζ"

6

ζ" "

| | | | | | | | | | | | |
|--|--|--|--|--|--|--|--|--|--|--|--|
| | | | | | | | | | | | |
|--|--|--|--|--|--|--|--|--|--|--|--|

2017 2018

PP 45 10 25 10 25 39.69 0

| | |
|--|--|
| | |
| | |

7

ε" "

1

ε" "



| | |
|--|--|
| | |
|--|--|

3

" ζ"

4

| | | |
|--|--|--|
| | | |
|--|--|--|

8

" ζ"

1

" ζ"

2

" ζ"

ζ" "

10%

| | | | 1493.47 | 131,971,136.44 | 95,331,385.55 | 93,008,624.88 | 6,098,487.97 | 5,894,412.43 |
|--|--|--|---------|----------------|---------------|---------------|--------------|--------------|
| | | | 1500 | 62,796,108.28 | 13,433,888.13 | 0.00 | -926,975.01 | -926,475.01 |

| | | | | | | | | |
|--|--|--|-------|----------------|---------------|---------------|---------------|---------------|
| | | | | | | | | |
| | | | 1,200 | 176,809,711.89 | 19,310,011.86 | 91,307,763.08 | -2,566,741.87 | -2,546,118.63 |

" ç"

" ç"

2018 1-9

2018 1-9

| | | | | |
|----------|--|----------|--|----------|
| 2018 1-9 | | 30.00% | | 50.00% |
| 2018 1-9 | | 8,604.88 | | 9,928.71 |
| 2017 1-9 | | | | 6,619.14 |
| | | | | |

TPV

PP ABS PA EPDM



| | | | | | | |
|--|--|--|--|---------------|----|--|
| | | | | | | |
| | | | | 2014 10 21 | 12 | |

| | | | | | | |
|--|--|--|-----|---------|--|---|
| | | | 25% | | | |
| | | | 6 | | | |
| | | | 6 | | | |
| | | | 50% | | | |
| | | | 6 | | | |
| | | | 20 | | | |
| | | | 6 | 2014 10 | | 6 |
| | | | | 21 | | |
| | | | 6 | | | |

| | | | | | | |
|--|--|--|--------|--|--|--|
| | | | 1 2 | | | |
| | | | 3 | | | |

| | | | | | | |
|--|--|--|--|--|--|--|
| | | | | | | |
| | | | | | | |
| | | | | | | |
| | | | | | | |

" ζ"

" ζ"

" ζ"

" ζ"

" ζ"

" ζ"

" ζ"

" ζ"

" ζ"

ζ" "

2017 10 23 < 2017 11 9 2017
 2017
 12 2018 1 31 2019 1 31
 2018 1 31 2017
 2018-006

1

ζ" "

| | | | | | | 900.55 | 2.26% | 1,700 | | | | | |
|--|--|--|--|--|--|--------|-------|-------|--|--|--|---------------|------|
| | | | | | | 0.99 | 0.00% | 0 | | | | | |
| | | | | | | 69.72 | 0.18% | 1,950 | | | | 2018 03 27 | |
| | | | | | | 285.82 | 0.72% | 500 | | | | | |
| | | | | | | 158.57 | 0.30% | 540 | | | | | 2018 |

| | | | | | | | | | | | | | |
|--|--|--|--|----|----|----------|-------|-------|----|----|----|----|--------------|
| | | | | | | | | | | | | | |
| | | | | | | 67.91 | 0.13% | 200 | | | | | |
| | | | | | | 94.52 | 0.20% | 300 | | | | | 2018-0 29 |
| | | | | -- | -- | 1,578.08 | -- | 5,190 | -- | -- | -- | -- | -- |
| | | | | | | | | | | | | | |
| | | | | | | | | | | | | | |
| | | | | | | | | | | | | | |

2

" €"

3

" €"

4

" €"

5

" €"

1

1

" ζ"

2

" ζ"

3

" ζ"

2

" ζ"

3

" ζ"

1

2

1

2

3

| | | |
|----|-----|-----|
| | | / |
| | ô ô | ô ô |
| | ô ô | ô ô |
| 1. | ô ô | ô ô |
| 2. | ô ô | ô ô |
| 3. | ô ô | ô ô |
| 4. | ô ô | ô ô |
| 5. | ô ô | ô ô |
| 6. | ô ô | ô ô |
| 7. | ô ô | ô ô |
| 8. | ô ô | ô ô |
| 9. | ô ô | ô ô |
| | ô ô | ô ô |

4

" ζ"

ζ" "

HNBR 3
2018 3 27
2018-027

1

| | 94,500,000 | 75.00% | 0 | 0 | 94,500,000 | -12,307,356 | 82,192,644 | 176,692,644 | 70.12% |
|---|-------------|---------|---|---|-------------|-------------|-------------|-------------|---------|
| 1 | 0 | 0.00% | 0 | 0 | 0 | 0 | 0 | 0 | 0.00% |
| 2 | 0 | 0.00% | 0 | 0 | 0 | 0 | 0 | 0 | 0.00% |
| 3 | 94,500,000 | 75.00% | 0 | 0 | 94,500,000 | -12,307,356 | 82,192,644 | 176,692,644 | 70.12% |
| | 61,127,878 | 48.51% | 0 | 0 | 61,127,878 | 0 | 61,127,878 | 122,255,756 | 48.51% |
| | 33,372,122 | 26.49% | 0 | 0 | 33,372,122 | -12,307,356 | 21,064,766 | 54,436,888 | 21.61% |
| 4 | 0 | 0.00% | 0 | 0 | 0 | 0 | 0 | 0 | 0.00% |
| | 0 | 0.00% | 0 | 0 | 0 | 0 | 0 | 0 | 0.00% |
| | 0 | 0.00% | 0 | 0 | 0 | 0 | 0 | 0 | 0.00% |
| | 31,500,000 | 25.00% | 0 | 0 | 31,500,000 | 12,307,356 | 43,807,356 | 75,307,356 | 29.88% |
| 1 | 31,500,000 | 25.00% | 0 | 0 | 31,500,000 | 12,307,356 | 43,807,356 | 75,307,356 | 29.88% |
| 2 | 0 | 0.00% | 0 | 0 | 0 | 0 | 0 | 0 | 0.00% |
| 3 | 0 | 0.00% | 0 | 0 | 0 | 0 | 0 | 0 | 0.00% |
| 4 | 0 | 0.00% | 0 | 0 | 0 | 0 | 0 | 0 | 0.00% |
| | 126,000,000 | 100.00% | 0 | 0 | 126,000,000 | 0 | 126,000,000 | 252,000,000 | 100.00% |

€"

1 2018 1 8

7, 112, 337

645000 633212 75%

2 2018 4 17 2017 2017
 2017 12 31 126,000,000
 10 10 10 1.60
 252,000,000

€" "

2018 3 23 2017

2018 3 23 2017

2018 4 17 2017 2017

€" "

€" "

| | 2018 | | 2017 | |
|---|-----------|------|------------|------|
| | | | | |
| / | 0.44 | 0.22 | 1.12 | 0.74 |
| / | 0.44 | 0.22 | 1.12 | 0.74 |
| | 2018 6 30 | | 2017 12 31 | |
| | | | | |
| / | 6.97 | 3.48 | 10.03 | 6.69 |

" €"

2

€" "

| | 61,127,878 | 0 | 61,127,878 | 122,255,756 | 2017 | 2020 1 6 |
|--|------------|---|------------|-------------|------|----------|

| | | | | | | | |
|--|------------|-----------|------------|-------------|------------|----|----------|
| | | | | | 10 | 10 | |
| | 26,259,785 | 0 | 26,259,785 | 52,519,570 | 2017 10 | 10 | 2020 1 6 |
| | 5,834,125 | 5,834,125 | 0 | 0 | | | 2018 1 8 |
| | 645,000 | 161,250 | 483,750 | 967,500 | 2017 10 | 10 | 2018 1 8 |
| | 633,212 | 158,303 | 474,909 | 949,818 | 2017 10 | 10 | 2018 1 8 |
| | 94,500,000 | 6,153,678 | 88,346,322 | 176,692,644 | -- | | |

| | | | | 8 | | | |
|------|---|--------|-------------|------------|-------------|-----------|------------|
| | | 5% | | 10 | | | |
| | | | | | | | |
| | | 48.51% | 122,255,756 | 61,127,878 | 122,255,756 | 0 | 80,000,000 |
| | | 20.96% | 52,810,670 | 26,550,885 | 52,519,570 | 291,100 | 43,400,000 |
| | | 2.38% | 5,990,152 | 156,027 | 0 | 5,990,152 | |
| 2017 | | 2.11% | 5,309,900 | 5,272,200 | 0 | 5,309,900 | |
| | | 1.58% | 3,976,476 | 1,688,238 | 0 | 3,976,476 | |
| | | 0.77% | 1,949,902 | 1,949,902 | 0 | 1,949,902 | |
| | | 0.54% | 1,369,880 | 660,890 | 0 | 1,369,880 | |
| | | 0.51% | 1,290,000 | 645,000 | 967,500 | 322,500 | |
| | | 0.50% | 1,266,424 | 633,212 | 949,818 | 316,606 | |
| | | 0.47% | 1,196,836 | 1,090,375 | 0 | 1,196,836 | |
| 10 | 3 | | | | | | |
| | | 10 | | | | | |
| | | | | | | | |

| | | | |
|-------|----|-----------|-----------|
| | | | |
| | | 5,990,152 | 5,990,152 |
| 2017 | | 5,309,900 | 5,309,900 |
| | | 3,976,476 | 3,976,476 |
| | | 1,949,902 | 1,949,902 |
| | | 1,369,880 | 1,369,880 |
| | | 1,196,836 | 1,196,836 |
| | | 1,149,392 | 1,149,392 |
| | | 1,084,400 | 1,084,400 |
| (LOF) | | 1,032,320 | 1,032,320 |
| | | 1,009,382 | 1,009,382 |
| 10 | 10 | 10 | 10 |
| 10 | | | |
| 4 | | | |

10

10

" ξ"

10

10

" ξ"

" ξ"

" ζ "

€"

"

| | | | 0 | 0 | 0 | 0 | 0 | 0 | 0 |
|--|--|--|------------|------------|---|------------|---|---|---|
| | | | 26,259,785 | 26,550,885 | 0 | 52,810,670 | 0 | 0 | 0 |
| | | | 0 | 0 | 0 | 0 | 0 | 0 | 0 |
| | | | 645,000 | 645,000 | 0 | 1,290,000 | 0 | 0 | 0 |
| | | | 633,212 | 633,212 | 0 | 1,266,424 | 0 | 0 | 0 |
| | | | 0 | 0 | 0 | 0 | 0 | 0 | 0 |
| | | | 0 | 0 | 0 | 0 | 0 | 0 | 0 |
| | | | 0 | 0 | 0 | 0 | 0 | 0 | 0 |

ç

| | | | | |
|--|--|--|------------|--|
| | | | | |
| | | | 2018 01 01 | |

| | | |
|--|------------------|----------------|
| | | |
| | 46,778,627.59 | 95,633,915.59 |
| | 632,281,707.99 | 659,186,960.41 |
| | | |
| | | |
| | 10,000,000.00 | 10,000,000.00 |
| | | |
| | | |
| | 82,463,980.92 | 10,917,169.48 |
| | | |
| | 181,729,806.42 | 171,641,882.36 |
| | 102,367,833.98 | 56,946,355.03 |
| | | |
| | | |
| | | |
| | 63,419,931.18 | 64,827,805.53 |
| | | |
| | | |
| | | |
| | 2,233,128.12 | 2,164,479.37 |
| | 29,267,260.67 | 14,915,511.21 |
| | 471,481,941.29 | 331,413,202.98 |
| | 1,103,763,649.28 | 990,600,163.39 |
| | | |
| | 50,000,000.00 | |
| | | |
| | | |
| | | |
| | | |
| | | |
| | | |
| | | |
| | 63,459,252.06 | 85,428,773.80 |

| | | |
|--|------------------|----------------|
| | | |
| | 200,246,065.83 | 326,246,065.83 |
| | | |
| | | |
| | 37,699,907.07 | 37,699,907.07 |
| | | |
| | 388,323,985.69 | 352,562,019.27 |
| | 878,269,958.59 | 842,507,992.17 |
| | | |
| | 878,269,958.59 | 842,507,992.17 |
| | 1,103,763,649.28 | 990,600,163.39 |

2

| | | |
|--|----------------|----------------|
| | | |
| | | |
| | 54,901,242.48 | 70,653,189.67 |
| | 420,182.74 | 391,419.88 |
| | | |
| | 99,582,656.16 | 70,582,438.55 |
| | 215,731,277.68 | 195,580,606.75 |
| | 14,615,042.15 | 13,425,798.95 |
| | 673,246.58 | 778,944.21 |
| | | |
| | 43,195,272.13 | 34,824,065.97 |
| | 137,021,153.18 | 132,928,161.07 |
| | | |
| | | |
| | 45,000,000.00 | 95,000,000.00 |
| | 611,140,073.10 | 614,164,625.05 |
| | | |

| | | |
|--|----------------|---------------|
| | 10,000,000.00 | 10,000,000.00 |
| | | |
| | | |
| | 146,963,980.92 | |

| | | |
|--|------------------|----------------|
| | | |
| | 170,923,087.43 | 88,242,880.80 |
| | | |
| | | |
| | | |
| | | |
| | | |
| | | |
| | | |
| | | |
| | | |
| | 36,126,712.58 | 38,980,999.26 |
| | | |
| | | |
| | 36,126,712.58 | 38,980,999.26 |
| | 207,049,800.01 | 127,223,880.06 |
| | | |
| | 252,000,000.00 | 126,000,000.00 |
| | | |
| | | |
| | | |
| | 193,553,081.53 | 319,553,081.53 |
| | | |
| | | |
| | 37,699,907.07 | 37,699,907.07 |
| | 347,880,477.89 | 318,299,163.70 |
| | 831,133,466.49 | 801,552,152.30 |
| | 1,038,183,266.50 | 928,776,032.36 |

3

| | | |
|--|----------------|----------------|
| | | |
| | 535,092,357.06 | 449,621,281.37 |

| | | |
|--|----------------|----------------|
| | 535,092,357.06 | 449,621,281.37 |
| | | |
| | | |
| | | |
| | | |

4

| | | |
|--|--|--|
| | | |
| | | |

| | | |
|----|--|--|
| | | |
| 2. | | |
| | | |
| 1. | | |

| | | |
|--|----------------|----------------|
| | | |
| | | |
| | | |
| | | |
| | 2,710,144.88 | 1,127,342.20 |
| | 294,114,064.25 | 476,722,026.09 |
| | 193,730,109.37 | 430,146,824.90 |
| | | |
| | | |
| | | |
| | | |
| | 23,683,518.96 | 19,296,146.63 |
| | 20,444,265.20 | 18,171,923.85 |
| | 22,930,117.95 | 25,484,321.85 |
| | 260,788,011.48 | 493,099,217.23 |
| | 33,326,052.77 | -16,377,191.14 |
| | | |
| | | |
| | | |
| | 357,958.13 | 106,007.53 |

| | | |
|--|-----------------|-----------------|
| | -166,172,060.31 | -132,401,822.67 |
| | | |
| | | |
| | | |
| | 97,000,000.00 | |
| | | |
| | 47,000,000.00 | |
| | 144,000,000.00 | |
| | 47,000,000.00 | 84,000,000.00 |
| | 21,174,379.06 | 22,461,358.33 |
| | | |
| | | 99,689.29 |
| | 68,174,379.06 | 106,561,047.62 |
| | 75,825,620.94 | -106,561,047.62 |
| | 318,533.83 | 31,302.73 |
| | -56,701,852.77 | -255,308,758.70 |
| | 156,686,131.87 | 330,215,260.97 |
| | 99,984,279.10 | 74,906,502.27 |

6

| | | |
|--|----------------|----------------|
| | | |
| | | |
| | 231,129,742.30 | 383,247,464.32 |
| | | |
| | 1,695,521.07 | 464,119.66 |
| | 232,825,263.37 | 383,711,583.98 |
| | 161,642,622.07 | 354,134,502.64 |
| | 18,802,657.21 | 16,540,789.42 |
| | 18,561,859.94 | 14,533,407.05 |

| | | |
|--|-----------------|-----------------|
| | 27,158,936.01 | 20,026,462.75 |
| | 226,166,075.23 | 405,235,161.86 |
| | 6,659,188.14 | -21,523,577.88 |
| | | |
| | | |
| | 357,958.13 | 106,007.53 |
| | | |
| | 1,443,225.64 | 1,870,000.00 |
| | 1,801,183.77 | 1,976,007.53 |
| | 60,206,523.12 | 13,386,912.04 |
| | 73,000,000.00 | 14,850,000.00 |
| | | |
| | 50,000.00 | 127,989,066.37 |
| | 133,256,523.12 | 156,225,978.41 |
| | -131,455,339.35 | -154,249,970.88 |
| | | |
| | | |
| | 97,000,000.00 | |
| | | |
| | 47,000,000.00 | |
| | 144,000,000.00 | |
| | 47,000,000.00 | 59,000,000.00 |
| | 21,120,569.05 | 21,836,649.98 |
| | | 96,766.23 |
| | 68,120,569.05 | 80,933,416.21 |
| | 75,879,430.95 | -80,933,416.21 |
| | 225,682.18 | 31,302.73 |
| | -48,691,038.08 | -256,675,662.24 |
| | 145,711,423.97 | 328,048,855.11 |

| | | |
|--|---------------|---------------|
| | 97,020,385.89 | 71,373,192.87 |
|--|---------------|---------------|

7

| | 126,000,000.00 | | | | 326,246,065.83 | | | | 37,699,907.07 | | 352,562,019.27 | | 842,507,992.17 |
|-----|----------------|--|--|--|-----------------|--|--|--|---------------|--|----------------|--|----------------|
| | | | | | | | | | | | | | |
| | | | | | | | | | | | | | |
| | | | | | | | | | | | | | |
| | 126,000,000.00 | | | | 326,246,065.83 | | | | 37,699,907.07 | | 352,562,019.27 | | 842,507,992.17 |
| ö ö | 126,000,000.00 | | | | -126,000,000.00 | | | | | | 35,761,966.42 | | 35,761,966.42 |
| | | | | | | | | | | | 55,921,966.42 | | 55,921,966.42 |
| | | | | | | | | | | | | | |
| 1 | | | | | | | | | | | | | |
| 2 | | | | | | | | | | | | | |
| 3 | | | | | | | | | | | | | |
| 4 | | | | | | | | | | | | | |

| | | | | | | | | | | | | | |
|---|------------|--|--|--|----------------|--|--|---------------|--|----------------|----------------|----------------|----------------|
| | | | | | | | | | | | -20,160,000.00 | | -20,160,000.00 |
| 1 | | | | | | | | | | | | | |
| 2 | | | | | | | | | | | | | |
| 3 | | | | | | | | | | | -20,160,000.00 | | -20,160,000.00 |
| 4 | | | | | | | | | | | | | |
| | 126,000.00 | | | | -126,000.00 | | | | | | | | |
| 1 | 126,000.00 | | | | -126,000.00 | | | | | | | | |
| 2 | | | | | | | | | | | | | |
| 3 | | | | | | | | | | | | | |
| 4 | | | | | | | | | | | | | |
| 1 | | | | | | | | | | | | | |
| 2 | | | | | | | | | | | | | |
| | 252,000.00 | | | | 200,246,065.83 | | | 37,699,907.07 | | 388,323,985.69 | | 878,269,958.59 | |

| | | | | | | | | | | | | | |
|--|-----------|--|--|--|----------------|--|--|---------------|--|----------------|---------------|----------------|--|
| | | | | | | | | | | | | | |
| | | | | | | | | | | | | | |
| | | | | | | | | | | | | | |
| | | | | | | | | | | | | | |
| | 84,000.00 | | | | 361,553,081.53 | | | 29,248,603.75 | | 288,215,554.52 | 19,751,928.59 | 782,769,168.39 | |

| | | | | | | | | | | | | | |
|-----|--------|--|--|--|----------|--|--|--|---------|---------|---------|----------|--|
| | | | | | | | | | | | | | |
| | | | | | | | | | | | | | |
| | | | | | | | | | | | | | |
| | 84,000 | | | | 361,553 | | | | 29,248, | 288,215 | 19,751, | 782,769 | |
| | ,000.0 | | | | ,081.53 | | | | 603.75 | ,554.52 | 928.59 | ,168.39 | |
| | 0 | | | | | | | | | | | | |
| õ õ | 42,000 | | | | -35,307, | | | | 8,451,3 | 64,346, | -19,751 | 59,738, | |
| | ,000.0 | | | | 015.70 | | | | 03.32 | 464.75 | ,928.59 | 823.78 | |
| | 0 | | | | | | | | | | | | |
| | | | | | | | | | | 93,797, | 1,941,0 | 95,738, | |
| | | | | | | | | | | 768.07 | 55.71 | 823.78 | |
| | | | | | 6,692,9 | | | | | | -21,692 | -15,000, | |
| | | | | | 84.30 | | | | | | ,984.30 | 000.00 | |
| 1 | | | | | | | | | | | | | |
| 2 | | | | | | | | | | | | | |
| 3 | | | | | | | | | | | | | |
| 4 | | | | | | | | | | | | | |

| | | | | | | | | | | | | | |
|---|--|--|--|--|--|--|--|--|--|--|--|--|--|
| 2 | | | | | | | | | | | | | |
| 3 | | | | | | | | | | | | | |
| 4 | | | | | | | | | | | | | |

| | |
|--|--|
| | |
| | |
| | |

| | | | | | | | | | | | |
|-----|---------------|--|--|--|----------------|--|--|---------------|----------------|----------------|--|
| | | | | | | | | | | | |
| | | | | | | | | | | | |
| | 84,000,000.00 | | | | 361,553,081.53 | | | 29,248,603.75 | 263,237,433.78 | 738,039,119.06 | |
| ø ø | 42,000,000.00 | | | | -42,000,000.00 | | | 8,451,303.32 | 55,061,729.92 | 63,513,033.24 | |
| | | | | | | | | | 84,513,033.24 | 84,513,033.24 | |
| | | | | | | | | | | | |
| 1 | | | | | | | | | | | |
| 2 | | | | | | | | | | | |
| 3 | | | | | | | | | | | |
| 4 | | | | | | | | | | | |
| | | | | | | | | 8,451,303.32 | -29,451,303.32 | -21,000,000.00 | |
| 1 | | | | | | | | 8,451,303.32 | -8,451,303.32 | | |
| 2 | | | | | | | | | -21,000,000.00 | -21,000,000.00 | |
| 3 | | | | | | | | | | | |
| | 42,000,000.00 | | | | -42,000,000.00 | | | | | | |
| 1 | 42,000,000.00 | | | | -42,000,000.00 | | | | | | |
| 2 | | | | | | | | | | | |
| 3 | | | | | | | | | | | |
| 4 | | | | | | | | | | | |

| | | | | | | | | | | | |
|--|--------------------|--|--|--|--------------------|--|--|--|-------------------|--------------------|--------------------|
| | | | | | | | | | | | |
| | 126,000, 000.00 | | | | 319,553,0 81.53 | | | | 37,699,90 7.07 | 318,299 ,163.70 | 801,552,1 52.30 |

(

2010 12 29

370681228007455

2002 12 6

3706812800745

63,000,000.00

500,000.00

2002 12 6

2003 12 17

2010 1 28

400,000.00

2010100.00

| | | | | |
|----------------|------------|----------------|----------------|---------------|
| 25 | 2012 | 7-016 | | |
| | 2016 12 02 | | [2016]2989 | 2016 12 30 |
| | | 21,000,000 | 1 | 15.28 |
| | | 320,880,000.00 | | |
| | | | 28,709,433.98 | |
| 292,170,566.02 | | 2016 12 30 | | 84,000,000.00 |
| | | | 2016 12 30 | 2016 010160 |
| | 2017 5 23 | 2016 | 2016 | 84,000,000.00 |
| | | 10 5 | 126,000,000.00 | |
| | 2018 3 23 | | 2017 | 126,000,000 |
| | | 10 10 | 252,000,000.00 | |

1.

2.

3.

1.

2

1

1

1.

2

1

2

1 1 12 31

3

4

5

1

2

A

22

B

6

1

2017 12 31

2

3

4

5

6

7

1

2

13

8

8

8

9

1

2

10

1

2

A

B

C

D

b

35%

3

A

B

4

5

6

)

(

11

1



| 1 | 1 | 5.00% | 5.00% |
|---|---|--------|--------|
| 1 | 2 | 10.00% | 10.00% |
| 2 | 3 | 20.00% | 20.00% |
| 3 | | 50.00% | 50.00% |
| 3 | 4 | | |

6

13

1

3

8

2

22

14

1

A

B

a

b

c

d

A

B

C

D

7 -

12 --

2

22

3

4

15

1

2

3

4

16

1

1

2

| | | | | |
|--|--|----|---|------|
| | | | | |
| | | 20 | 5 | 4.75 |
| | | 10 | 5 | 9.50 |

3

2

19

20

21

1

1

2

A

2

22

1

2

3

4

5

6

7

8

-

23

24

1

2

3

4

25

1

2

26

1

2

3

4

27

28

1

2

A

B

3

29

1

2

30

/

1

2

31

1

1

2

32

33

1

" ζ"

2

" ζ"

34

1. 2018 6 2018 ([2018]15)
- 1 2
- 3
- 4 5
- 6 7 8
- /

1

| | | |
|--|---|---------------|
| | | |
| | 2018 32 2018 5 1 17% 11% 16% 10% | 17% 16% |
| | | 7.00% |
| | | 15.00% 25.00% |
| | | 3% |
| | | 2% |
| | | |

15%

3**1**

| | | |
|--|---------------|---------------|
| | | |
| | 78,807.75 | 44,934.13 |
| | 54,905,471.35 | 61,641,197.74 |
| | 2,880,856.59 | 19,941,765.70 |
| | 57,865,135.69 | 81,627,897.57 |

2

| | | |
|--|------------|------------|
| | | |
| | 420,182.74 | 391,419.88 |
| | 420,182.74 | 391,419.88 |

3

" €"

4**1**

| | | |
|--|----------------|---------------|
| | | |
| | 108,478,025.48 | 79,572,246.88 |
| | 1,957,600.00 | 1,289,800.00 |

| | | |
|--|----------------|---------------|
| | 110,435,625.48 | 80,862,046.88 |
|--|----------------|---------------|

2

| | |
|--|--|
| | |
|--|--|

3

| | | |
|--|----------------|--|
| | | |
| | 262,327,169.04 | |
| | 262,327,169.04 | |

4

| | |
|--|------|
| | |
| | 0.00 |
| | 0.00 |

5

1

| | 258,612,631.14 | 99.80% | 14,221,914.25 | 5.50% | 244,390,716.89 | 249,495,229.60 | 99.80% | 13,844,696.57 | 5.55% | 235,650,533.03 |
|--|----------------|---------|---------------|---------|----------------|----------------|---------|---------------|---------|----------------|
| | 507,050.00 | 0.20% | 507,050.00 | 100.00% | 0.00 | 507,050.00 | 0.20% | 507,050.00 | 100.00% | 0.00 |
| | 259,119,681.14 | 100.00% | 14,728,964.25 | 5.68% | 244,390,716.89 | 250,002,279.60 | 100.00% | 14,351,746.57 | 5.74% | 235,650,533.03 |

4

18.05% 2018 6 30 46,764,112.80 2018 6 30
2018 6 30 2,338,205.63

5

6

6

1

16,683,28.12

| | | | | |
|--|--|--|--|--|
| | | | | |
| | | | | |

1 14,292,310.18

7

1

| | | |
|--|------------|------------|
| | | |
| | 673,246.58 | 778,944.21 |
| | 673,246.58 | 778,944.21 |

2

| | | | | |
|--|--|--|--|--|
| | | | | |
|--|--|--|--|--|

8

1

| | | |
|-----|--|--|
| () | | |
|-----|--|--|

2

1

| | | | | |
|-----|--|--|--|--|
| () | | | | |
|-----|--|--|--|--|

9

1

| | | | | | | | | | | |
|--|------------------|---------|----------------|-------|------------------|------------------|---------|-----------|-------|------------------|
| | | | | | | | | | | |
| | | | | | | | | | | |
| | | | | | | | | | | |
| | 2,701,65 5.45 | 100.00% | 160,940. 81 | 5.96% | 2,540,714 .64 | 1,278,5 55.61 | 100.00% | 78,115.96 | 6.11% | 1,200,439.6 5 |

| | | | | | | | | | | |
|--|--------------|---------|------------|-------|--------------|--------------|---------|-----------|-------|--------------|
| | | | | | | | | | | |
| | 2,701,655.45 | 100.00% | 160,940.81 | 5.96% | 2,540,714.64 | 1,278,555.61 | 100.00% | 78,115.96 | 6.11% | 1,200,439.65 |

" ζ"

ζ" "

| | | | |
|-----|--------------|------------|--------|
| | | | |
| 1 | | | |
| 1 | 2,268,021.63 | 113,401.08 | 5.00% |
| 1 2 | 391,870.36 | 39,187.04 | 10.00% |
| 2 3 | 41,763.46 | 8,352.69 | 20.00% |
| | 2,701,655.45 | 160,940.81 | 5.96% |

" ζ"

" ζ"

2

82,824.85

0.00

| | | |
|--|--|--|
| | | |
|--|--|--|

3

| | |
|--|--|
| | |
|--|--|

| | | | | | |
|--|--|--|--|--|--|
| | | | | | |
|--|--|--|--|--|--|

4

| | | |
|--|--------------|--------------|
| | | |
| | 1,751,428.88 | 905,618.60 |
| | 217,903.48 | 171,887.58 |
| | 251,323.09 | 200,049.43 |
| | 481,000.00 | 1,000.00 |
| | 2,701,655.45 | 1,278,555.61 |

5

| | | | | | | |
|--|----|--------------|----|-----|--------|-----------|
| | | | | | | |
| | | 518,300.00 | 1 | | 19.18% | 25,915.00 |
| | | 480,000.00 | 1 | | 17.77% | 24,000.00 |
| | | 314,570.36 | 1 | 1-2 | 11.64% | 26,457.04 |
| | | 174,000.00 | 1 | 1-2 | 6.44% | 12,690.00 |
| | | 170,217.72 | 1 | | 6.30% | 8,510.89 |
| | -- | 1,657,088.08 | -- | | 61.33% | 97,572.93 |

6

| | | | | |
|--|--|--|--|--|
| | | | | |
|--|--|--|--|--|

7

8

10

1

| | 78,133,869.84 | | 78,133,869.84 | 79,418,674.29 | | 79,418,674.29 |
|--|----------------|--|----------------|----------------|--|----------------|
| | 56,506,849.95 | | 56,506,849.95 | 51,578,019.91 | | 51,578,019.91 |
| | 17,848,210.47 | | 17,848,210.47 | 17,673,146.54 | | 17,673,146.54 |
| | 152,488,930.26 | | 152,488,930.26 | 148,669,840.74 | | 148,669,840.74 |

4 ô

2

3

4

| | |
|--|--|
| | |
|--|--|

11

| | | | | |
|--|--|--|--|--|
| | | | | |
|--|--|--|--|--|

12

| | | |
|--|--|--|
| | | |
|--|--|--|

13

| | | |
|--|---------------|---------------|
| | | |
| | 45,000,000.00 | 95,000,000.00 |
| | 1,778,627.59 | 633,915.59 |
| | 46,778,627.59 | 95,633,915.59 |

14

1

| | | | | | | |
|--|---------------|--|---------------|---------------|--|---------------|
| | | | | | | |
| | 10,000,000.00 | | 10,000,000.00 | 10,000,000.00 | | 10,000,000.00 |
| | 10,000,000.00 | | 10,000,000.00 | 10,000,000.00 | | 10,000,000.00 |
| | 10,000,000.00 | | 10,000,000.00 | 10,000,000.00 | | 10,000,000.00 |

2

| | | | | |
|--|--|--|--|--|
| | | | | |
|--|--|--|--|--|

3

| | | | | | | | | | |
|--|---------------|--|---------------|--|--|--|--|--|--------|
| | | | | | | | | | |
| | 10,000,000.00 | | 10,000,000.00 | | | | | | 10.00% |
| | 10,000,000.00 | | 10,000,000.00 | | | | | | -- |

4




5



15

1



2



17

| | 10,917,16 9.48 | | | -1,273,05 9.31 | | | | | | 9,644,110 .17 | |
|--|-------------------|-------------------|--|-------------------|--|--|--|--|--|-------------------|--|
| | 10,917,16 9.48 | | | -1,273,05 9.31 | | | | | | 9,644,110 .17 | |
| | 0.00 | 73,000,00 0.00 | | -180,129. 25 | | | | | | 72,819,87 0.75 | |
| | | 73,000,00 0.00 | | -180,129. 25 | | | | | | 72,819,87 0.75 | |
| | 10,917,16 9.48 | 73,000,00 0.00 | | -1,453,18 8.56 | | | | | | 82,463,98 0.92 | |

18

1

" €"

2

" €"

3

| | | |
|--|--|--|
| | | |
|--|--|--|

19

1

| | | |
|----|---------------|----------------|
| | | |
| 1. | 75,408,897.71 | 181,729,806.42 |
| 2. | 77,120,574.63 | 171,641,882.36 |

2

| | | | | | |
|--|--|--|--|--|--|
| | | | | | |
|--|--|--|--|--|--|

3

| | | | | |
|--|--|--|--|--|
| | | | | |
|--|--|--|--|--|

4

| | |
|--|--|
| | |
|--|--|

5

| | | |
|--|--|--|
| | | |
|--|--|--|

20

1

| | | | | | | |
|------|---------------|--|---------------|---------------|--|---------------|
| | | | | | | |
| | | | | | | |
| TPV | 47,895,796.46 | | 47,895,796.46 | 18,445,724.49 | | 18,445,724.49 |
| | 2,451,853.60 | | 2,451,853.60 | 4,901,196.58 | | 4,901,196.58 |
| | 21,070,926.49 | | 21,070,926.49 | 22,105,667.64 | | 22,105,667.64 |
| 3000 | 30,949,257.43 | | 30,949,257.43 | 11,493,766.32 | | 11,493,766.32 |

| | | | | | | |
|--|----------------|--|----------------|---------------|--|---------------|
| | 102,367,833.98 | | 102,367,833.98 | 56,946,355.03 | | 56,946,355.03 |
|--|----------------|--|----------------|---------------|--|---------------|

2

| | | | | | | | | | | | | | |
|--|--|--|--|--|--|--|--|--|--|--|--|--|--|
| | | | | | | | | | | | | | |
|--|--|--|--|--|--|--|--|--|--|--|--|--|--|

| | | | | | | |
|-----|----------|----------|----------|--|----------|--------|
| | 185,330, | 18,445,7 | 29,450,0 | | 47,895,7 | |
| TPV | 000.00 | 24.49 | 71.97 | | 96.46 | 46.33% |

2

| | | |
|--|--|--|
| | | |
|--|--|--|

26

| | | | | |
|--|--|--|--|--|
| | | | | |
|--|--|--|--|--|

27

1

| | | | | |
|--|--|--|--|--|
| | | | | |
|--|--|--|--|--|

2

| | | | | |
|--|--|--|--|--|
| | | | | |
|--|--|--|--|--|

28

| | | | | | |
|--|--|--|--|--|--|
| | | | | | |
|--|--|--|--|--|--|

29

/

1

| | 14,887,520.77 | 2,233,128.12 | 14,429,862.53 | 2,164,479.37 |
|--|---------------|--------------|---------------|--------------|
| | 14,887,520.77 | 2,233,128.12 | 14,429,862.53 | 2,164,479.37 |

2

3

| | | 2,233,128.12 | | 2,164,479.37 |
|--|--|--------------|--|--------------|

4

| | | |
|--|---------------|---------------|
| | | |
| | 29,267,260.67 | 14,915,511.21 |
| | 452,021.62 | 452,021.62 |
| | -452,021.62 | -452,021.62 |
| | 29,267,260.67 | 14,915,511.21 |

31

1

| | | |
|--|---------------|--|
| | | |
| | 50,000,000.00 | |
| | 50,000,000.00 | |

2

| | | | | |
|--|--|--|--|--|
| | | | | |
|--|--|--|--|--|

32

| | | |
|--|--|--|
| | | |
|--|--|--|

33

" ζ"

34

| | | |
|--|--|--|
| | | |
|--|--|--|

35

1

| | | |
|--|---------------|---------------|
| | | |
| | 47,593,687.66 | 55,982,666.01 |
| | 3,719,979.99 | 20,136,339.27 |
| | 9,340,438.80 | 5,938,966.51 |
| | 2,805,145.61 | 3,370,802.01 |
| | 63,459,252.06 | 85,428,773.80 |

2

1

| | | |
|--|--|--|
| | | |
|--|--|--|

36

1

| | | | | |
|---|---|---------------|---------------|--------------|
| | | | | |
| 1 | 1 | 10,123,556.40 | 4,408,223.97 | |
| 1 | 2 | 2 | 76,639.21 | 76,639.71 |
| 2 | 3 | 3 | 31,145.25 | 31,483.45 |
| 3 | | | 52,677.02 | 55,023.02 |
| | | | 10,284,017.88 | 4,571,370.15 |

2

1

| | | |
|--|--|--|
| | | |
|--|--|--|

3

| | |
|--|--|
| | |
|--|--|

37

1

| | | | | |
|---|--------------|---------------|---------------|--------------|
| | | | | |
| | 5,900,162.72 | 22,169,669.85 | 22,137,168.51 | 5,932,664.06 |
| - | | 2,091,181.94 | 2,091,181.94 | |
| | 5,900,162.72 | 24,260,851.79 | 24,228,350.45 | 5,932,664.06 |

2

| | | | | |
|---|--------------|---------------|---------------|--------------|
| | | | | |
| 1 | 3,829,039.39 | 20,563,276.60 | 20,406,328.81 | 3,985,987.18 |
| 2 | | 61,507.67 | 61,507.67 | |
| 3 | | 1,181,117.68 | 1,181,117.68 | |
| | | 953,073.30 | 953,073.30 | |
| | | 106,747.97 | 106,747.97 | |
| | | 121,296.41 | 121,296.41 | |
| 4 | | 360,910.00 | 360,910.00 | |
| 5 | 1,009,552.94 | 2,857.90 | 8,984.27 | 1,003,426.57 |
| | 1,061,570.39 | | 118,320.08 | 943,250.31 |
| | 5,900,162.72 | 22,169,669.85 | 22,137,168.51 | 5,932,664.06 |

3

| | | | | |
|---|--|--------------|--------------|--|
| | | | | |
| 1 | | 2,012,891.22 | 2,012,891.22 | |
| 2 | | 78,290.72 | 78,290.72 | |
| | | 2,091,181.94 | 2,091,181.94 | |

38

| | | |
|--|--------------|--------------|
| | | |
| | 2,655,894.11 | 2,580,402.99 |
| | 5,468,927.77 | 5,431,680.13 |
| | 249,502.04 | 349,800.80 |
| | 106,929.46 | 149,914.61 |
| | 71,286.32 | 99,943.09 |
| | 15,641.64 | 24,985.75 |
| | 252,180.99 | 241,015.28 |
| | 109,514.19 | 109,514.21 |
| | 74,190.06 | 96,077.70 |
| | 34,617.00 | 54,866.72 |
| | 9,038,683.58 | 9,138,201.28 |

39

| | | |
|--|--|--|
| | | |
|--|--|--|

| | | |
|--|--|--|
| | | |
|--|--|--|

40

| | | |
|--|--|--|
| | | |
|--|--|--|

1

41**1**

| | | |
|--|---------------|--------------|
| | | |
| | 47,000,000.00 | |
| | 0.00 | 850,000.00 |
| | 972,852.91 | 928,054.50 |
| | 1,843,000.00 | 1,690,000.00 |
| | 408,426.73 | 136,104.32 |
| | 279,073.99 | 243,618.73 |
| | 149,006.90 | 224,886.46 |
| | 50,652,360.53 | 4,072,664.01 |

2 **1**

| | | |
|--|--|--|
| | | |
|--|--|--|

42

| | | |
|--|--|--|
| | | |
|--|--|--|

43

| | | |
|--|--|--|
| | | |
|--|--|--|

44

| | | |
|--|--|--|
| | | |
|--|--|--|

45

1



46

1



48

1

| | | |
|--|--|--|
| | | |
|--|--|--|

2

| | | |
|--|--|--|
| | | |
|--|--|--|

| | | |
|--|--|--|
| | | |
|--|--|--|

| | | |
|--|--|--|
| | | |
|--|--|--|

49

| | | | | | |
|--|--|--|--|--|--|
| | | | | | |
|--|--|--|--|--|--|

50

| | | | |
|--|--|--|--|
| | | | |
|--|--|--|--|

51

| | | | | | |
|--|---------------|--------------|--------------|---------------|----|
| | | | | | |
| | 38,980,999.26 | 2,008,000.00 | 4,862,286.68 | 36,126,712.58 | |
| | 38,980,999.26 | 2,008,000.00 | 4,862,286.68 | 36,126,712.58 | -- |

| | | | | | | | | / |
|----------|--------------|--|--|------------|--|--|--------------|---|
| 1 3 | 3,800,000.00 | | | 380,000.00 | | | 3,420,000.00 | |
| 2 | 6,483,333.34 | | | 500,000.00 | | | 5,983,333.33 | |
| 3 1 / | 725,333.33 | | | 128,000.00 | | | 597,333.33 | |
| 4 | 1,283,333.33 | | | 100,000.00 | | | 1,183,333.33 | |
| 5 TPV | 591,666.67 | | | 50,000.00 | | | 541,666.67 | |
| 6 | 1,502,666.66 | | | 116,500.00 | | | 1,386,166.66 | |
| 7 2 | 439,500.00 | | | 45,000.00 | | | 394,500.00 | |
| 8 "8515" | 1,050,383.33 | | | 78,350.00 | | | 972,033.34 | |

| | | | | | | | | |
|---------------------|--------------|--|--|------------|--|--|--------------|--|
| 9 | 440,833.33 | | | 42,500.00 | | | 398,333.33 | |
| 10 2 | 150,000.00 | | | 20,000.00 | | | 130,000.00 | |
| 11 | 87,500.00 | | | 15,000.00 | | | 72,500.00 | |
| 12 500 / | 68,333.33 | | | 12,500.00 | | | 55,833.33 | |
| 13 IIR/PP TPV | 95,000.00 | | | 10,000.00 | | | 85,000.00 | |
| 14 | 108,333.32 | | | 10,000.00 | | | 98,333.32 | |
| 15 | 5,485,764.28 | | | 410,000.00 | | | 5,075,764.28 | |
| 16 5000T | 258,683.33 | | | 18,700.00 | | | 239,983.33 | |
| 17 | 5,889,437.37 | | | 400,000.00 | | | 5,489,437.37 | |

| | | | | | | | | |
|------------------|--------------|--|--|------------|--|--|--------------|--|
| 18 | 380,416.67 | | | 27,500.00 | | | 352,916.67 | |
| 19 2.1 TPV | 691,666.67 | | | 50,000.00 | | | 641,666.67 | |
| 20 30000 / | 1,436,666.67 | | | 80,000.00 | | | 1,356,666.67 | |
| 21 | 1,363,337.62 | | | 75,000.01 | | | 1,288,337.61 | |
| 22 CTI PBT | 33,333.34 | | | 16,666.67 | | | 16,666.67 | |
| 23 | 1,683,333.33 | | | 100,000.00 | | | 1,583,333.33 | |
| 24 | 252,500.00 | | | 15,000.00 | | | 237,500.00 | |

| | | | | | | | | |
|--------------------|---------------|--------------|------------|--------------|--|--|---------------|----|
| | | | | | | | | |
| 29 / VOC | 1,000,000.00 | | | 8,333.33 | | | 991,666.67 | |
| 30 SiTPV | 600,000.00 | | | | | | 600,000.00 | |
| 31 | 1,000,000.00 | | | 41,666.67 | | | 958,333.33 | |
| 32 | | 1,300,000.00 | | 1,300,000.00 | | | | |
| 33. | | 500,000.00 | 500,000.00 | | | | | |
| 34. | | 108,000.00 | 108,000.00 | | | | | |
| 35. | | 100,000.00 | 100,000.00 | | | | | |
| | 38,980,999.26 | 2,008,000.00 | 708,000.00 | 4,154,286.68 | | | 36,126,712.58 | -- |

52

| | | |
|--|--|--|
| | | |
|--|--|--|

| | | |
|--|--|--|
| | | |
|--|--|--|

| | |
|-----|--|
| + - | |
|-----|--|

57

| | | | | | | | |
|--|--|--|--|--|--|--|--|
| | | | | | | | |
| | | | | | | | |

58

| | | | | |
|--|--|--|--|--|
| | | | | |
|--|--|--|--|--|

59

| | | | | |
|--|---------------|--|--|---------------|
| | | | | |
| | 37,699,907.07 | | | 37,699,907.07 |
| | 37,699,907.07 | | | 37,699,907.07 |

60

| | | |
|--|----------------|--|
| | | |
| | 352,562,019.27 | |
| | 55,921,966.42 | |
| | 20,160,000.00 | |
| | 388,323,985.69 | |

- 1) 0.00
- 2) 0.00
- 3) 0.00
- 4) 0.00
- 5) 0.00

| | | |
|--|---------------|---------------|
| | | |
| | 5,324,650.26 | 3,777,797.06 |
| | 2,066,812.08 | 2,138,954.15 |
| | 1,185,389.33 | 2,605,067.53 |
| | 1,799,219.49 | 1,067,516.65 |
| | 170,701.20 | |
| | 831,578.49 | 950,575.31 |
| | 15,133,232.07 | 11,392,702.15 |
| | 26,511,582.92 | 21,932,612.85 |

65

| | | |
|--|--------------|--------------|
| | | |
| | 1,014,379.06 | 1,461,358.33 |
| | 142,238.71 | 335,262.20 |
| | 872,140.35 | 1,126,096.13 |
| | 318,533.82 | 31,302.73 |
| | 169,498.53 | 99,689.29 |
| | 1,360,172.70 | 1,257,088.15 |

66

| | | |
|--|------------|-------------|
| | | |
| | 460,042.53 | -970,408.89 |
| | 460,042.53 | -970,408.89 |

67

| | | |
|--|----------|--|
| | | |
| | 3,100.00 | |

| | | |
|--|----------|--|
| | 3,100.00 | |
|--|----------|--|

68

| | | |
|--|---------------|---------------|
| | | |
| | -1,453,188.56 | -3,877,094.84 |
| | -30,250.00 | |
| | 1,337,528.01 | 754,561.60 |
| | -145,910.55 | -3,122,533.24 |

69

| | | |
|--|--------------|--------------|
| | 7,699,156.82 | 8,588,953.85 |
|--|--------------|--------------|

2

| | | |
|---|--|---------------|
| | | |
| | | 63,621,123.24 |
| / | | 9,543,168.49 |
| | | -92,647.50 |
| | | -1,032,032.17 |
| | | 104,917.46 |
| | | 231,618.75 |
| | | -1,273,846.49 |
| | | 217,978.28 |
| | | 7,699,156.82 |

74

75

1

| | | |
|--|--------------|--------------|
| | | |
| | 2,008,000.00 | 792,080.00 |
| | 142,238.71 | 335,262.20 |
| | 259,017.20 | |
| | 300,888.97 | |
| | 2,710,144.88 | 1,127,342.20 |

2

| | | |
|--|--|--|
| | | |
|--|--|--|

| | | |
|--|---------------|---------------|
| | 1,361,273.09 | |
| | 14,586,700.55 | 11,347,383.88 |
| | 4,169,186.49 | 14,136,937.97 |
| | 2,394,387.29 | |
| | 418,570.53 | |
| | 22,930,117.95 | 25,484,321.85 |

3

| | | |
|--|--------------|--------------|
| | | |
| | 1,443,225.64 | |
| | | 1,870,000.00 |
| | 1,443,225.64 | 1,870,000.00 |

4

| | | |
|--|-----------|----------------|
| | | |
| | 50,000.00 | |
| | | 100,000,000.00 |
| | 50,000.00 | 100,000,000.00 |

5

| | | |
|--|---------------|--|
| | | |
| | 47,000,000.00 | |
| | 47,000,000.00 | |

6

| | | |
|--|--|--|
| | | |
|--|--|--|

| | | |
|--|--|-----------|
| | | 99,689.29 |
| | | 99,689.29 |

76

1

| | | |
|-----|---------------|---------------|
| | | |
| 1 | -- | -- |
| | 55,921,966.42 | 48,631,466.30 |
| | 460,042.53 | -970,408.89 |
| | 10,075,217.79 | 8,282,408.02 |
| | 1,407,874.35 | 832,894.05 |
| õ ö | -246,923.77 | -67,125.12 |
| õ ö | 46,426.33 | |
| õ ö | 3,100.00 | |
| õ ö | 1,014,379.06 | 1,257,088.15 |
| õ ö | 145,910.55 | 3,122,533.24 |
| õ ö | -68,648.75 | 145,561.33 |
| | | |

2

| | |
|--|----|
| | |
| | -- |
| | -- |
| | -- |

3

| | |
|--|----|
| | |
| | -- |
| | -- |
| | -- |

4

| | | |
|--|---------------|----------------|
| | | |
| | 99,984,279.10 | 156,686,131.87 |
| | 78,807.75 | 44,934.13 |
| | 54,905,471.35 | 61,641,197.74 |
| | 45,000,000.00 | 95,000,000.00 |
| | 99,984,279.10 | 156,686,131.87 |

77

ō ö

78

| | | |
|--|--|--|
| | | |
|--|--|--|

79

1

| | | | |
|--|------------|--------|--------------|
| | | | |
| | 809,227.24 | 6.6166 | 5,354,332.96 |
| | 198,260.61 | 7.6515 | 1,516,991.06 |
| | 126,442.16 | 6.6166 | 836,617.20 |
| | 330.00 | 7.6515 | 2,525.00 |

2

8 l,, }À ú v@¹

3

| | | |
|--|--|--|
| | | |
| | | |

4

" ε "

5

6

2

1

| | | | | | | | | |
|--|--|--|--|--|--|--|--|--|
| | | | | | | | | |
|--|--|--|--|--|--|--|--|--|

2

| | |
|--|--|
| | |
|--|--|

3

| | | |
|--|--|--|
| | | |
| | | |

3

4

" €"

" €"

5

6

1

1

| | | | | 100.00% | | |
|--|--|--|--|---------|--|--|
| | | | | 100.00% | | |

2

| | | | | |
|--|--|--|--|--|
| | | | | |
|--|--|--|--|--|

3

| | | | | | | | | | | | | |
|--|--|--|--|--|--|--|--|--|--|--|--|--|
| | | | | | | | | | | | | |
| | | | | | | | | | | | | |

| | | | | | | | | | | | | |
|--|--|--|--|--|--|--|--|--|--|--|--|--|
| | | | | | | | | | | | | |
| | | | | | | | | | | | | |

2

1

2



3

1

| | | | | 50.00% | | |
|--|--|--|--|--------|--|--|
| | | | | 99.97% | | |

20%

20%

2



2

| | | |
|--|---------------|----------------|
| | 19,310,011.86 | 21,856,130.49 |
| | 9,644,110.17 | 10,917,169.48 |
| | 9,644,110.17 | 10,917,169.48 |
| | 91,307,763.08 | 132,964,187.50 |
| | 804,476.71 | 1,060,353.57 |
| | -2,546,118.63 | -11,909,041.38 |
| | -2,546,118.63 | -11,909,041.38 |

3

| | | |
|--|---------------|---|
| | / | / |
| | | |
| | 1,095,924.00 | |
| | 72,000,000.00 | |
| | 73,095,924.00 | |
| | 176,300.00 | |
| | 176,300.00 | |
| | 72,919,624.00 | |
| | 72,819,870.75 | |
| | 72,819,870.75 | |
| | -180,376.00 | |
| | -180,376.00 | |

4

| | | |
|--|----|----|
| | / | / |
| | -- | -- |
| | -- | -- |
| | -- | -- |
| | -- | -- |

5

6

| | | | |
|--|--|--|--|
| | | | |
|--|--|--|--|

7

8

4

| | | | | |
|--|--|--|--|---|
| | | | | / |
| | | | | |

5

6

3

18.05%

3

5

A 2018 6 30

| | 1 1 | 1-3 3 | 3 1 1 | 1-5 5 5 | |
|--|---------------|----------------|---------------|---------|----------------|
| | 54,984,279.10 | 2,880,856.59 | | | 57,865,135.69 |
| | 44,176,422.08 | 268,491,361.52 | 56,887,523.02 | | 369,555,306.62 |
| | | 3,060,331.67 | 314,570.36 | | 3,374,902.03 |
| | 99,160,701.18 | 274,432,549.78 | 57,202,093.38 | | 430,795,344.34 |

| | | | |
|--|---|------|-----|
| | 1 | 11-3 | 3 3 |
|--|---|------|-----|

| | | | | | | |
|--|----------------|----------------|---------------|--|--|----------------|
| | 103,437,093.97 | 260,195,617.05 | 50,917,012.85 | | | 414,549,723.87 |
|--|----------------|----------------|---------------|--|--|----------------|

| | | | | | | | | | | |
|--|---------------|---------------|---------------|---|---|---|-----|---|---|---------------|
| | 1 | 1-3 | 3 | 3 | 1 | 1 | 1-5 | 5 | 5 | |
| | | | | | | | | | | |
| | 23,304,723.70 | 35,529,025.00 | 26,595,025.10 | | | | | | | 85,428,773.80 |
| | 67,170.67 | 2,862,174.34 | 1,143,319.00 | | | | | | | 4,072,664.01 |
| | 23,371,894.37 | 38,391,199.34 | 27,738,344.10 | | | | | | | 89,501,437.81 |

1.

A

()

| | | | | | |
|----|-------------|-------------|------------|------------|--|
| | | | | | |
| 4% | -165,000.34 | -165,000.34 | -34,726.74 | -34,726.74 | |
| 4% | 165,000.34 | 165,000.34 | 34,726.74 | 34,726.74 | |
| 4% | -51,663.55 | -51,663.55 | -42,126.82 | -42,126.82 | |
| 4% | 51,663.55 | 51,663.55 | 42,126.82 | 42,126.82 | |

1

2

B

| | |
|--|---------------|
| | 50,000,000.00 |
| | 50,000,000.00 |

| | | | | |
|----|------------|------------|--|--|
| | | | | |
| | | | | |
| 50 | -13,000.00 | -13,000.00 | | |
| 50 | 13,000.00 | 13,000.00 | | |

1

2

C

1

| | | | | |
|--|------------|----|----|------------|
| | | | | |
| | | | | |
| | -- | -- | -- | -- |
| | 420,182.74 | | | 420,182.74 |
| | 420,182.74 | | | 420,182.74 |
| | -- | -- | -- | -- |

2

| | | |
|--|------------|--|
| | | |
| | | |
| | 420,182.74 | |

3

4

5


6

7

8

9

1



1.06

48.51%

48.51%

| | |
|--|--|
| | |
| | |
| | |
| | |


5

1

/

| | | 9,005,496.89 | 17,000,000.00 | | 2,437,837.61 |
|--|--|--------------|---------------|--|--------------|
| | | 9,896.80 | 0.00 | | 2,098,026.25 |
| | | 697,219.28 | 19,500,000.00 | | 1,165,811.97 |
| | | 2,858,176.82 | 5,000,000.00 | | 0.00 |

/


 ĒāŅ½Ö

| | | | | | | |
|---|---|---|---|---|---|---|
| / | / | / | / | / | / | / |
|---|---|---|---|---|---|---|

/

3

| | | | |
|--|--|--|--|
| | | | |
|--|--|--|--|

| | | | |
|--|--|--|--|
| | | | |
|--|--|--|--|

4

| | | | | |
|--|--|--|--|--|
| | | | | |
|--|--|--|--|--|

| | | | | |
|--|---------------|------------|------------|--|
| | | | | |
| | 50,000,000.00 | 2018 05 22 | 2021 05 22 | |

5

| | | | | |
|--|---------------|------------|------------|--|
| | | | | |
| | | | | |
| | 47,000,000.00 | 2018 06 21 | 2019 06 20 | |
| | | | | |

6

| | | | |
|--|--|--|--|
| | | | |
|--|--|--|--|

2018

| |
|------------|
| |
| 517,579.05 |

8

1

" ζ"

2

" ζ"

3

" ζ"

4

5

1

2

1

2

3

| | | | | | | |
|--|--|--|--|--|--|--|
| | | | | | | |
|--|--|--|--|--|--|--|

3

4

7

8

1

1

| | 228,380, 296.02 | 99.78% | 12,649,0 18.34 | 5.54% | 215,731,2 77.68 | 207,264 ,610.08 | 99.76% | 11,684,00 3.33 | 5.64% | 195,580,60 6.75 |
|--|--------------------|---------|-------------------|---------|--------------------|--------------------|---------|-------------------|---------|--------------------|
| | 507,050. 00 | 0.22% | 507,050. 00 | 100.00% | | 507,050 .00 | 0.24% | 507,050.0 0 | 100.00% | |
| | 228,887, 346.02 | 100.00% | 13,156,0 68.34 | 5.75% | 215,731,2 77.68 | 207,771 ,660.08 | 100.00% | 12,191,05 3.33 | 5.87% | 195,580,60 6.75 |

" ζ"

ζ" "

| 1 | | | | |
|---|---|----------------|---------------|--------|
| 1 | | 222,435,423.76 | 11,121,771.19 | 5.00% |
| 1 | 2 | 2,228,255.88 | 222,825.59 | 10.00% |
| 2 | 3 | 1,846,288.77 | 369,257.75 | 20.00% |
| 3 | 4 | 1,870,327.61 | 935,163.81 | 50.00% |

| | | | |
|--|----------------|---------------|-------|
| | 228,380,296.02 | 12,649,018.34 | 5.54% |
|--|----------------|---------------|-------|

" ζ"

2

965,015.01

0.00

| | | |
|--|--|--|
| | | |
|--|--|--|

3

| | |
|--|--|
| | |
|--|--|

| | | | | | |
|--|--|--|--|--|--|
| | | | | | |
|--|--|--|--|--|--|

4

| | | |
|-----------|-----------|------------------------|
| | 2018 6 30 | 46,671,726.81 |
| 2018 6 30 | 20.39% | 2018 6 30 2,333,586.34 |

5

6

2

1

| | | | | | | |
|--|--|--|--|--|--|--|
| | | | | | | |
| | | | | | | |

| | | | | | | | | | | |
|--|---------------|---------|--------------|-------|---------------|---------------|---------|--------------|-------|---------------|
| | | | | | | | | | | |
| | 45,486,484.39 | 100.00% | 2,291,212.26 | 5.04% | 43,195,272.13 | 36,659,046.47 | 100.00% | 1,834,980.50 | 5.01% | 34,824,065.97 |
| | 45,486,484.39 | 100.00% | 2,291,212.26 | 5.04% | 43,195,272.13 | 36,659,046.47 | 100.00% | 1,834,980.50 | 5.01% | 34,824,065.97 |

" ζ"

ζ" "

| | | | |
|-----|---------------|--------------|--------|
| | | | |
| 1 | | | |
| 1 | 45,229,850.57 | 2,261,492.53 | 5.00% |
| 1 2 | 216,070.36 | 21,607.04 | 10.00% |
| 2 3 | 40,563.46 | 8,112.69 | 20.00% |
| | 45,486,484.39 | 2,291,212.26 | 5.04% |

" ζ"

" ζ"

2

456,231.76

0.00

| | | |
|--|--|--|
| | | |
|--|--|--|

3

| | |
|--|--|
| | |
|--|--|

| | | | | | |
|--|--|--|--|--|--|
| | | | | | |
|--|--|--|--|--|--|

4

| | | |
|--|---------------|---------------|
| | | |
| | 1,313,947.28 | 646,874.05 |
| | 1,084,602.22 | 171,887.58 |
| | 251,323.09 | 200,049.43 |
| | 42,836,611.80 | 35,640,235.41 |
| | 45,486,484.39 | 36,659,046.47 |

5

| | | | | | |
|--|--|---------------|---|--------|--------------|
| | | | | | |
| | | 42,356,611.80 | 1 | 93.12% | 2,117,830.00 |
| | | 914,384.50 | 1 | 2.01% | 45,719.23 |
| | | 518,300.00 | 1 | 1.14% | |

| | | | | | | | | | | | |
|--|-------------------|-------------------|--|-------------------|--|--|--|--|--|-------------------|--|
| | 10,917,16 9.48 | | | -1,273,05 9.30 | | | | | | 9,644,110 .17 | |
| | | | | | | | | | | | |
| | | 73,000,00 0.00 | | -180,129. 25 | | | | | | 72,819,87 0.75 | |
| | | | | | | | | | | | |

6**1**

€ " "

| | | |
|--|------------|--|
| | | |
| | 200,497.44 | |
| | | |

2

" ζ"

3

4

2018

2018 8 17